

## How to select Summer School Classes

### 8th Grade Summer School classes

<b>Block 1:</b> 7:50 – 10:50 AM	<b>Block 2:</b> 10:50 – 1:50 PM
JS9040-01 Fit-for-Life (June 3-28)	
JS900-01 Science of SWMO (June 3- 14) All Day	
JS9002-01 Architecture, Astronomy, Mythology (June 17-28) All Day	
JS9010-01 KITES (must already be enrolled in district program) All Day	

**CHOOSE ONLY ONE CLASS PER CLASS PERIOD .**

### 9th Grade Summer School classes offered by block

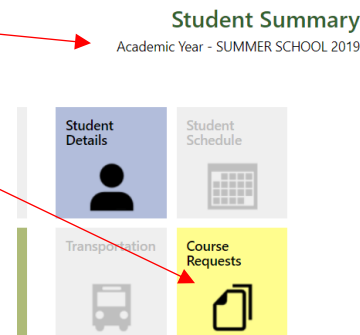
<b>Block 1</b> 7:50 – 10:50 AM	<b>Block 2</b> 10:50 – 1:50 PM
HSS0409-01 Health	HSS0409-02 Health
HSS0721-01 Career Opportunities	HSS0721-02 Career Opportunities
<b>8:30AM – 10:45 AM Mon-Thu</b> (See info page for details on dates in July)	
HSS0410-01 Fit-for-Life (Boys)	
HSS0410-02 Fit-for-Life (Girls)	

**Login to the student/parent portal:**

**\* Course Request is not available on mobile devices\***

**\*Parents-** You will need to choose the students you wish to enroll in Summer School. You can navigate between students by selecting the ‘student icon’ in the upper left corner

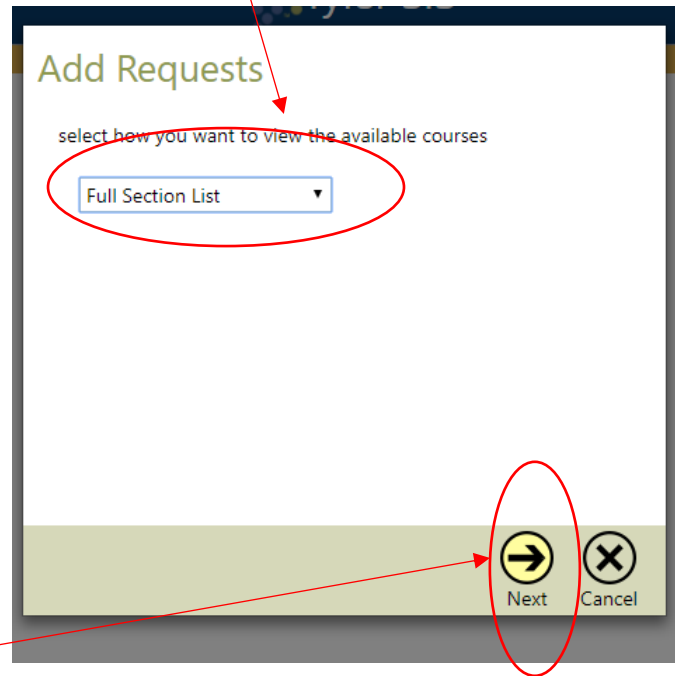
1. Make sure that you are in the **Summer School 2019** year
2. Select the ‘Course Requests’ Tile



3. Select 'Add Requests' (bottom right corner)

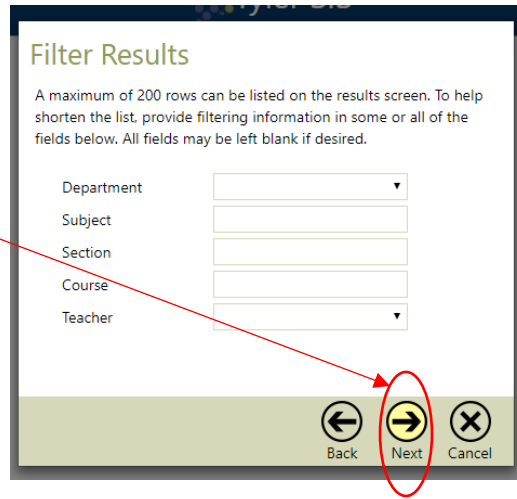


4. On the Add Request pop-up menu choose 'Full Section List'



5. Select 'Next'

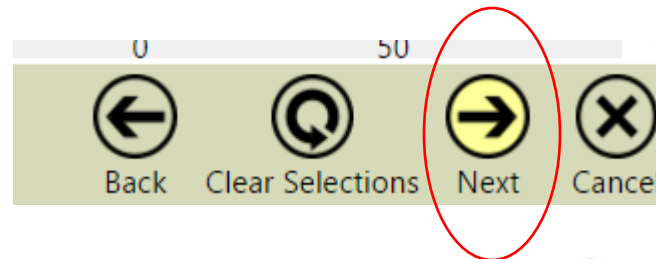
6. Filter Results menu- Select 'Next'



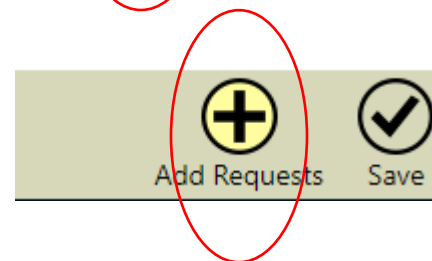
7. Check box the course that is grade level appropriate for next school year.


Only 1 class per class period can be chosen.

8. Select 'Next' when finished.



9. Select 'Save' (bottom right corner) to submit class requests.



Status	Actions
Locked	 <a href="#">Unlock Section</a> <a href="#">Delete</a>

10. To remove request- select 'Actions' for the corresponding class. Select 'Delete'.

**\*\*Repeats steps for each student\*\***